

Name: \_\_\_\_\_

Date \_\_\_\_\_

Topic : Tree Diagrams- Worksheet 1

1. A dice numbered 1 to 4 is rolled and 1 coins tossed. Draw a tree diagram to represent the possible outcomes.
2. Draw a tree diagram to represent total outcomes for flipping 2 Pennies.
3. Three colors of cars that are In red, blue and white color is driven simultaneously. Draw a tree diagram to represent the possible outcomes.
4. A bag contains yellow balls numbered 1 to 4, blue balls numbered 1 to 3, and pink balls numbered 1 to 2. Draw a tree diagram to represent total outcomes for selecting two balls.
5. Draw a tree diagram to represent total outcomes for flipping a Nickel.
6. 1 three-sided numbered cube is rolled.  
Draw a tree diagram to represent total outcomes?
7. 1 quartile and one five sides dice numbered from 1 to 5 are tossed. Draw as tree diagram to illustrate total outcomes.
8. If a shopkeeper has 2 kinds of pencils in 2 different brands.  
Draw a tree diagram to select.
9. A man has 2 places to visit.  
Draw a tree diagram to represent the possible outcomes.
10. A bowl contains white stones numbered 1 to 3 and red stones numbered 1 to 2. Draw a tree diagram to represent total outcomes for selecting two stones.

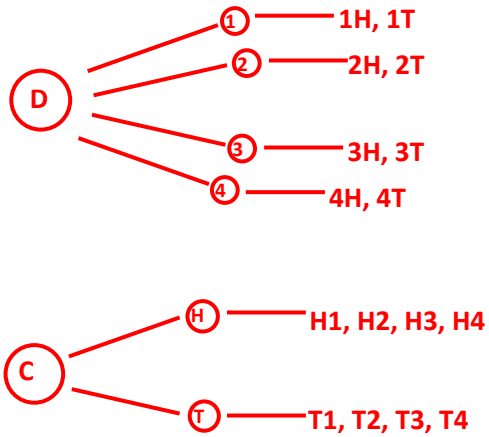


Name: \_\_\_\_\_

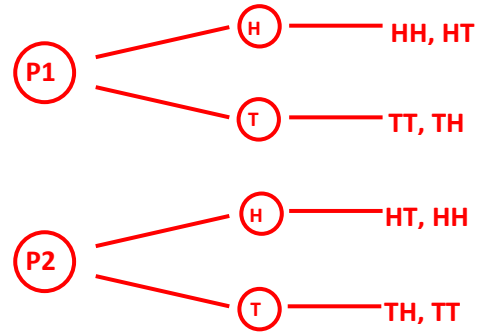
Date \_\_\_\_\_

Topic : Tree Diagrams- Worksheet 1 **ANSWERS**

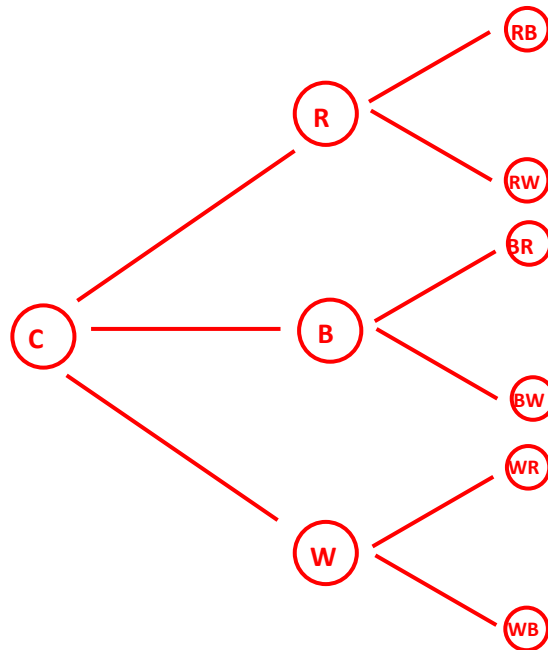
1.



2.



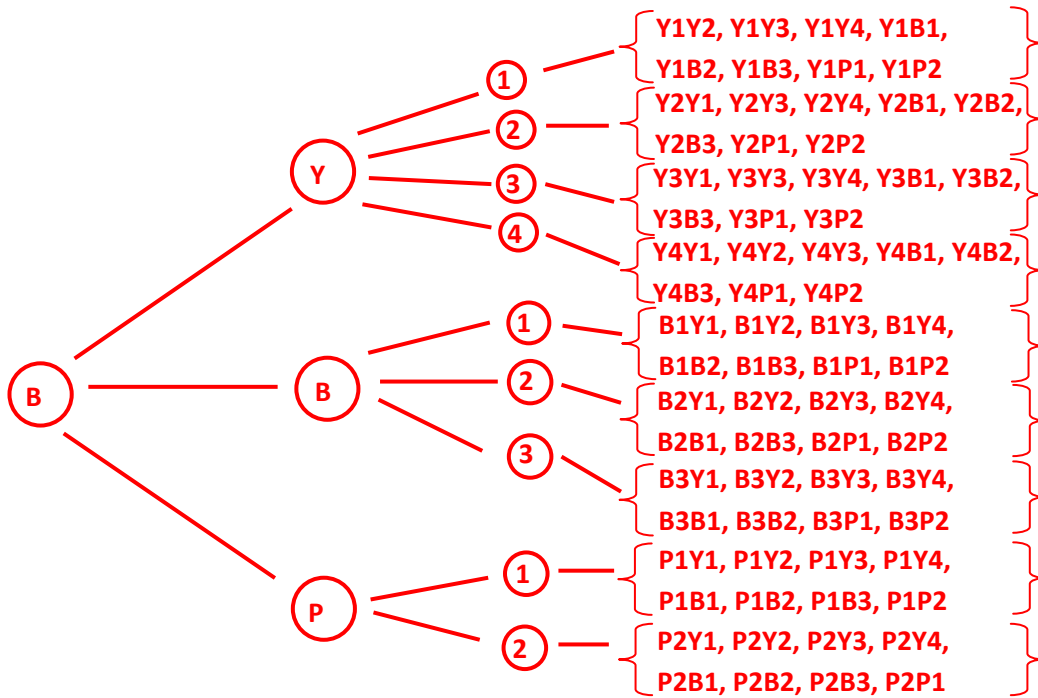
3.



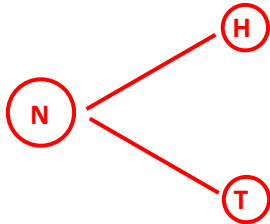
Name: \_\_\_\_\_

Date \_\_\_\_\_

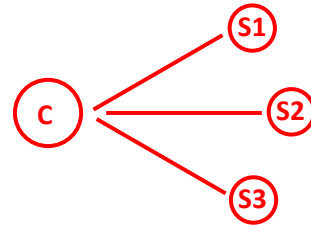
4.



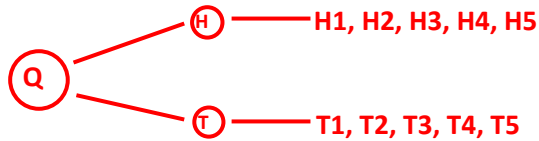
5.



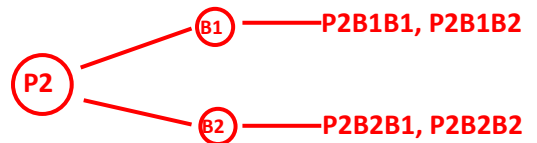
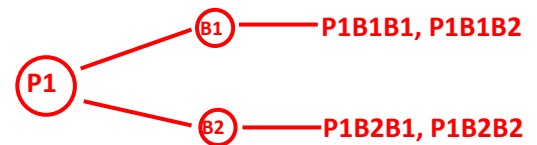
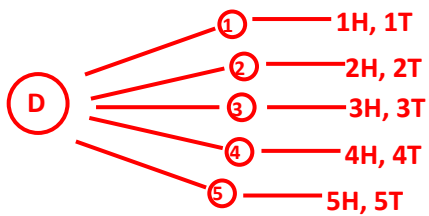
6.



7.



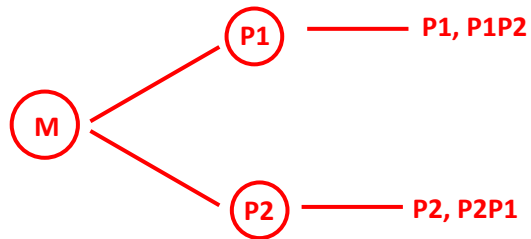
8.



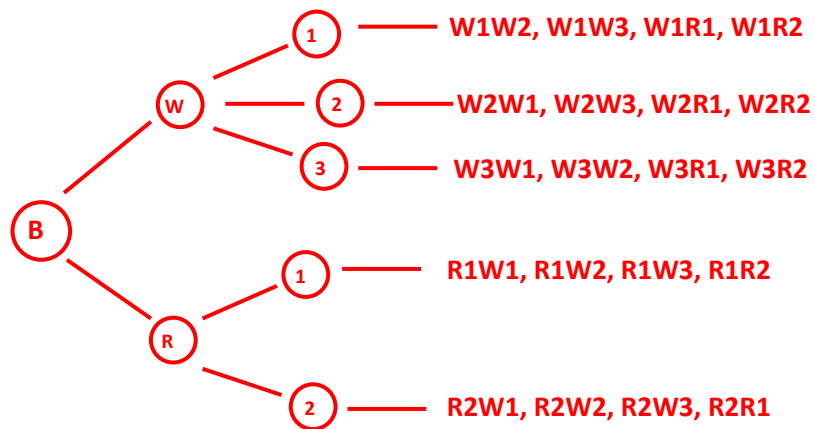
Name: \_\_\_\_\_

Date \_\_\_\_\_

9.



10.



Name: \_\_\_\_\_

Date \_\_\_\_\_

Topic : Tree Diagrams- Worksheet 2

1. A dice numbered 1 to 3 is rolled and 1 coins tossed. Draw a tree diagram to represent the possible outcomes.
2. Draw a tree diagram to represent total outcomes for flipping 2 Nickels.
3. Three colors of bikes that are In orange, red and green color are driven simultaneously. Draw a tree diagram to represent the possible outcomes.
4. A box contains black shoes numbered 1 to 3, brown shoes numbered 1 to 3, and white shoes numbered 1 to 2. Draw a tree diagram to represent total outcomes for selecting two shoes.
5. Draw a tree diagram to represent total outcomes for flipping a Quartile.
6. 1 five-sided numbered cube is rolled.  
Draw a tree diagram to represent total outcomes?
7. 1 pennies and one two sides dice numbered from 1 to 2 are tossed. Draw a tree diagram to illustrate total outcomes.
8. If a shopkeeper has 2 kinds of bat in 3 different designs.  
Draw a tree diagram to select.
9. A child has 3 chocolates to eat.  
Draw a tree diagram to represent the possible outcomes.
10. A box contains white socks numbered 1 to 3 and red socks numbered 1 to 2. Draw a tree diagram to represent total outcomes for selecting two stones.

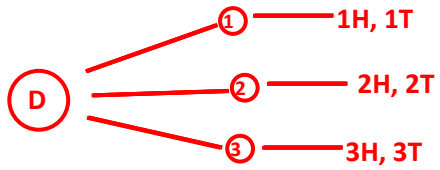


Name: \_\_\_\_\_

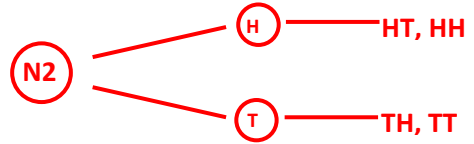
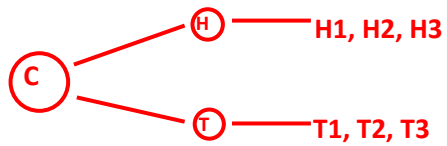
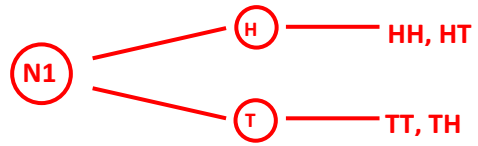
Date \_\_\_\_\_

Topic : Tree Diagrams- Worksheet 1 **ANSWERS**

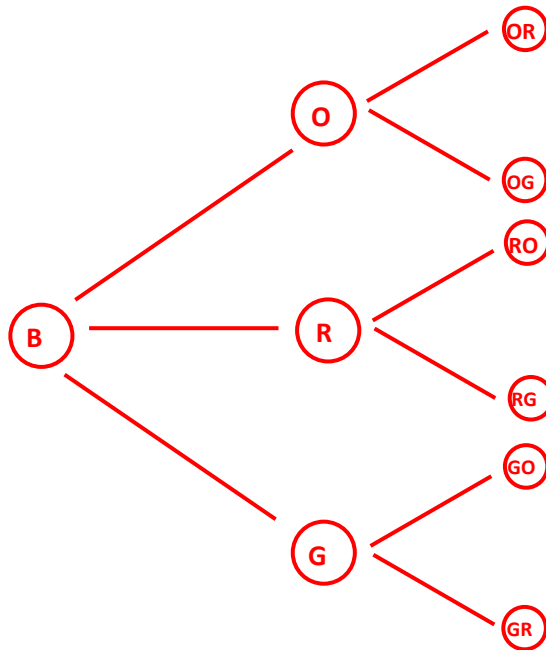
1.



2.



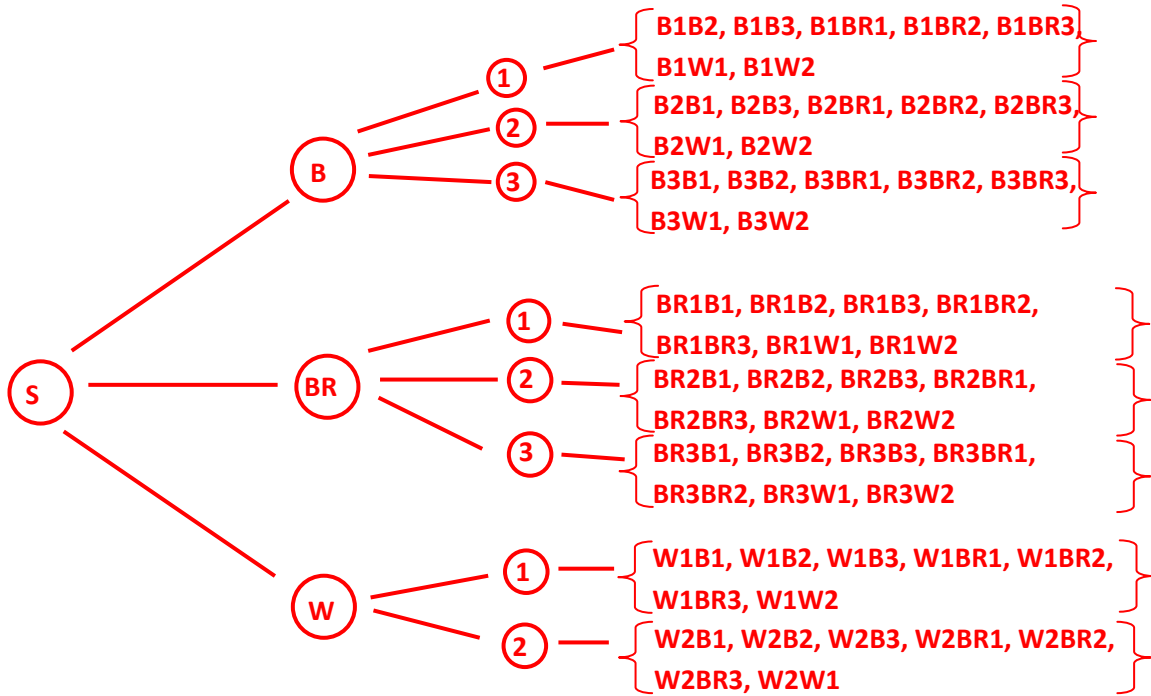
3.



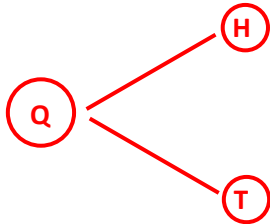
Name: \_\_\_\_\_

Date \_\_\_\_\_

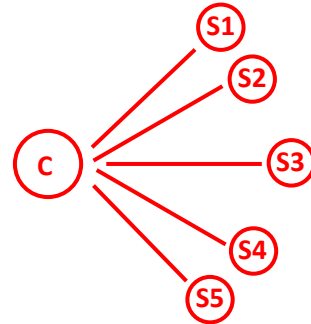
4.



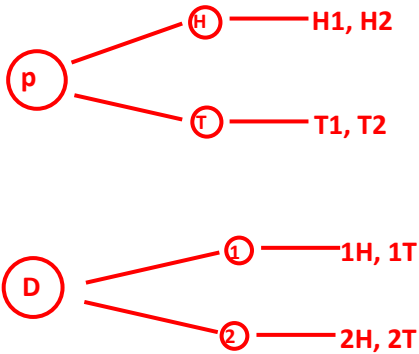
5.



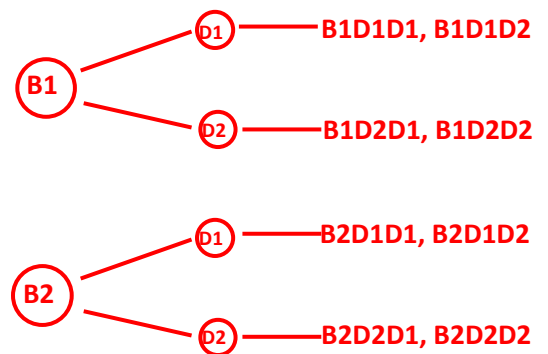
6.



7.



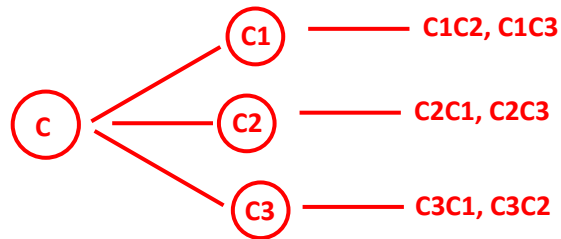
8.



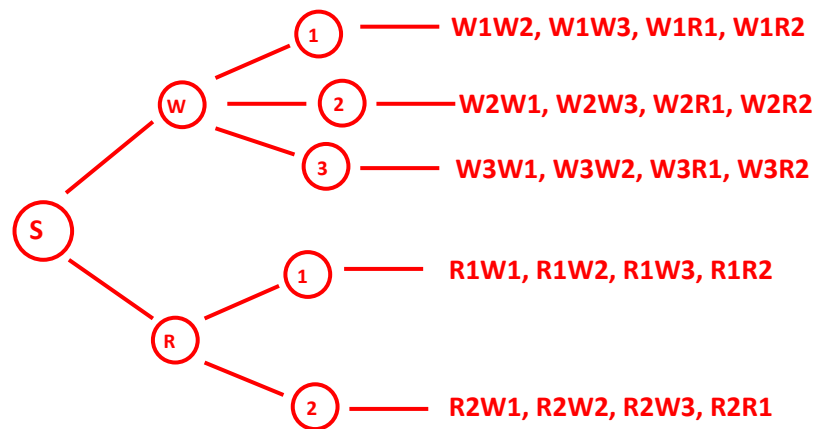
Name: \_\_\_\_\_

Date \_\_\_\_\_

9.



10.





Name: \_\_\_\_\_

Date \_\_\_\_\_

Topic : Tree Diagrams- Worksheet 3

1. A dice numbered 1 to 5 is rolled and 1 coin tossed. Draw a tree diagram to represent the possible outcomes.
2. Draw a tree diagram to represent total outcomes for flipping 3 quarters.
3. Two colors of bikes that are In Grey and Red color is driven simultaneously. Draw a tree diagram to represent the possible outcomes.
4. A jar contains Pink buttons numbered 1 to 4, red buttons numbered 1 to 3, and grey buttons numbered 1 and 2. Draw a tree diagram to represent total outcomes for selecting three buttons.
5. Draw a tree diagram to represent total outcomes for flipping a Dime.
6. 1 four-sided numbered cube is rolled.  
Draw a tree diagram to represent total outcomes?
7. 1 penny and one two sides dice numbered from 1 to 2 are tossed. Draw a tree diagram to illustrate total outcomes.
8. If a Bookkeeper has 2 kinds of Books in 2 different Authors.  
Draw a tree diagram to select.
9. A man has 3 places to visit.  
Draw a tree diagram to represent the possible outcomes.
10. A Jar contains red balls numbered 1 to 4 and blue balls numbered 1 to 3. Draw a tree diagram to represent total outcomes for selecting three balls.

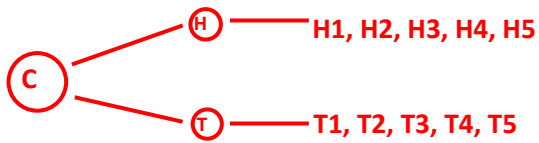
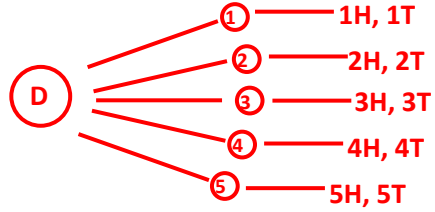


Name: \_\_\_\_\_

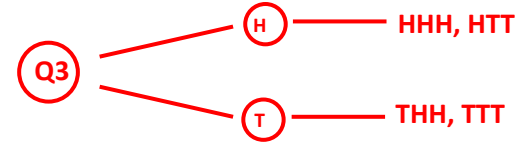
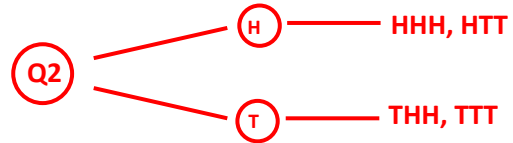
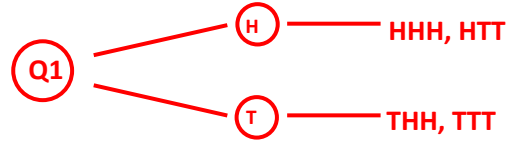
Date \_\_\_\_\_

Topic : Tree Diagrams- Worksheet 3 **ANSWERS**

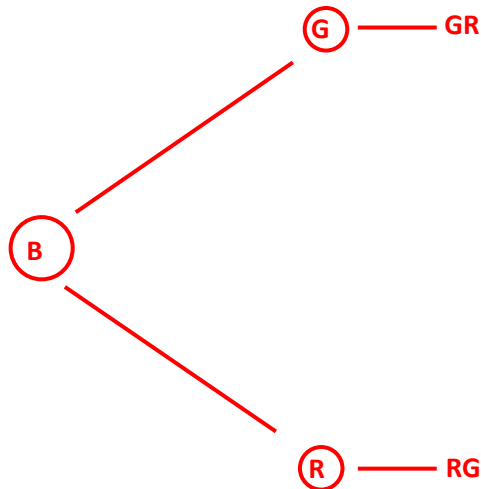
1.



2.



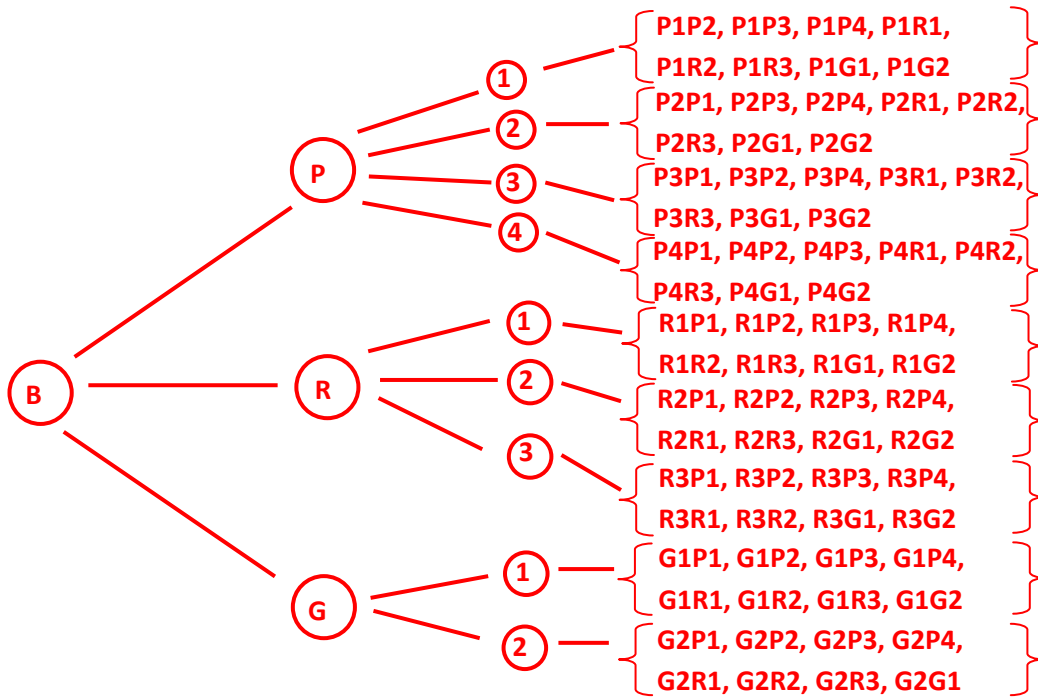
3.



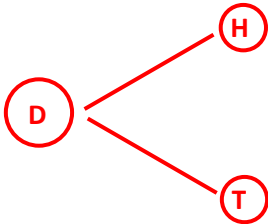
Name: \_\_\_\_\_

Date \_\_\_\_\_

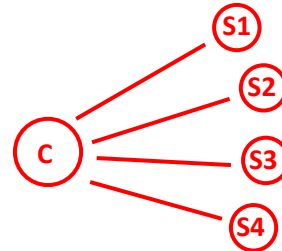
4.



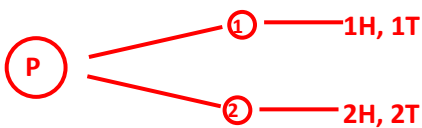
5.



6.



7.



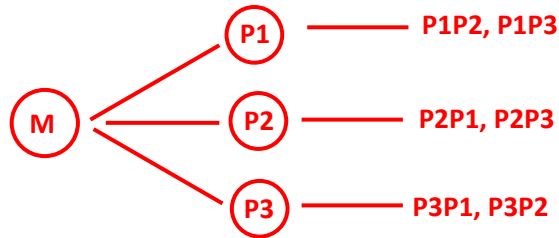
8.



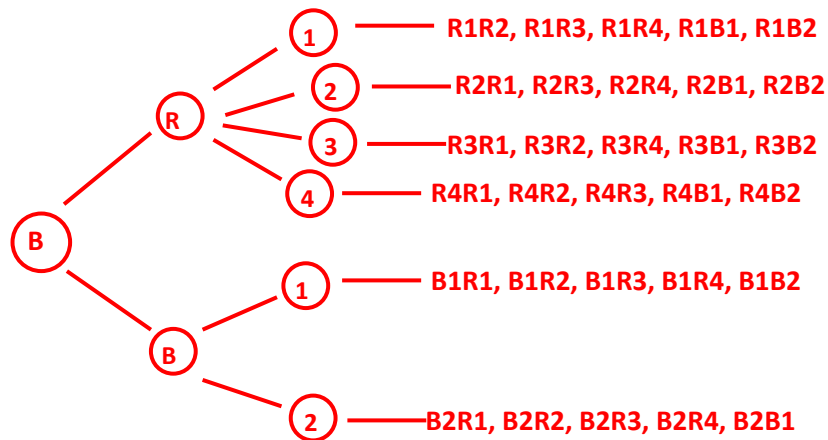
Name: \_\_\_\_\_

Date \_\_\_\_\_

9.



10.



Name: \_\_\_\_\_

Date \_\_\_\_\_

Topic : Tree Diagrams- Worksheet 4

1. A dice numbered 1 to 3 is rolled and 1 coin tossed. Draw a tree diagram to represent the possible outcomes.
2. Draw a tree diagram to represent total outcomes for flipping 2 Nickels.
3. Three colors of Cycles that are In Black, Blue and Red color is driven simultaneously. Draw a tree diagram to represent the possible outcomes.
4. A Box contains Green pins numbered 1 to 4, Blue pins numbered 1 to 3, and red buttons numbered 1 to 2. Draw a tree diagram to represent total outcomes for selecting three Pins.
5. Draw a tree diagram to represent total outcomes for flipping a Nickel.
6. 1 five-sided numbered cube is rolled.  
Draw a tree diagram to represent total outcomes?
7. 1 Dime and one three sides dice numbered from 1 to 3 are tossed. Draw a tree diagram to illustrate total outcomes.
8. If a Shopkeeper has 2 kinds of shirts in 2 different Sizes.  
Draw a tree diagram to select.
9. A women has 4 places to visit.  
Draw a tree diagram to represent the possible outcomes.
10. A box contains pink bands numbered 1 to 3 and grey bands numbered 1 to 2. Draw a tree diagram to represent total outcomes for selecting two bands.

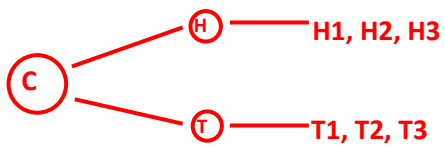
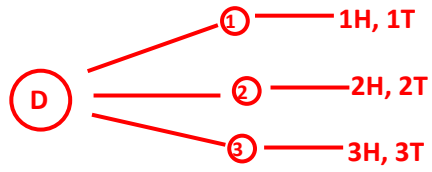


Name: \_\_\_\_\_

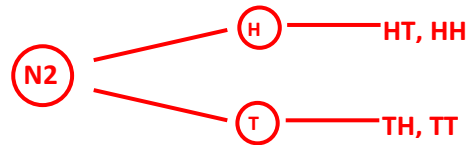
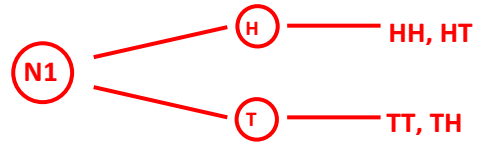
Date \_\_\_\_\_

Topic : Tree Diagrams- Worksheet 4 **ANSWERS**

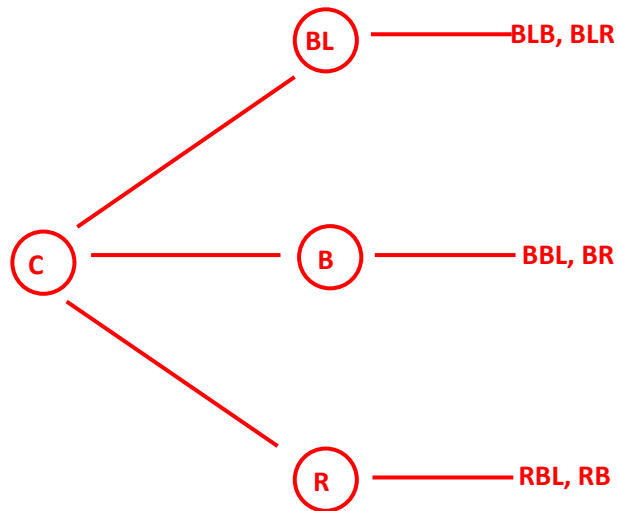
1.



2.



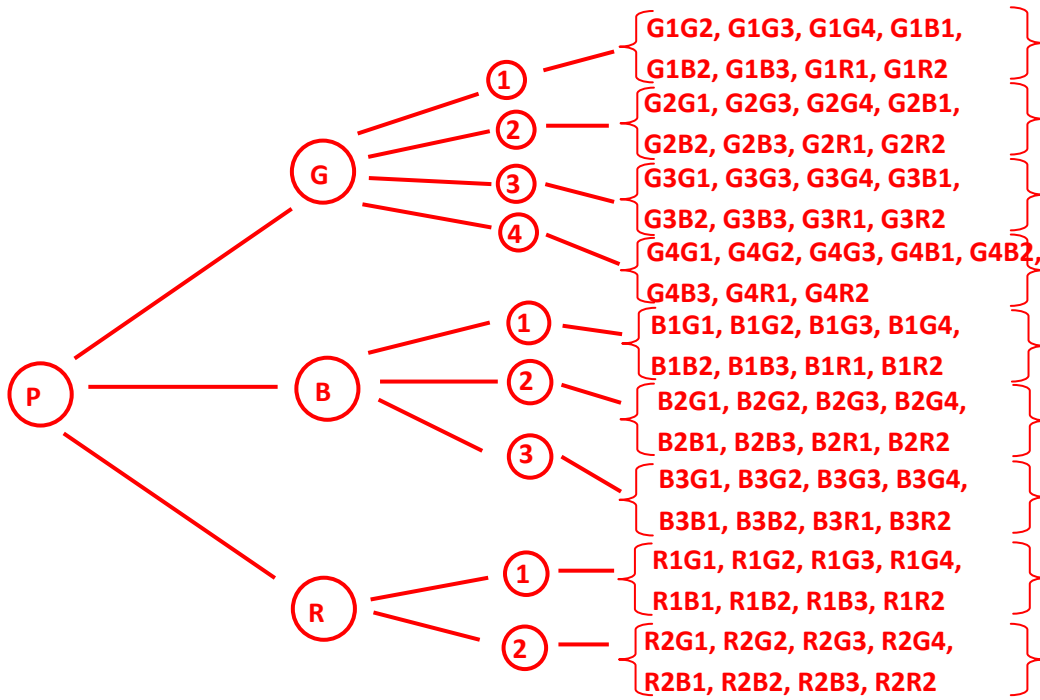
3.



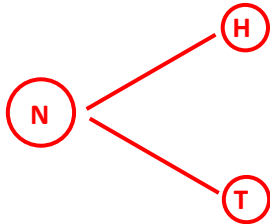
Name: \_\_\_\_\_

Date \_\_\_\_\_

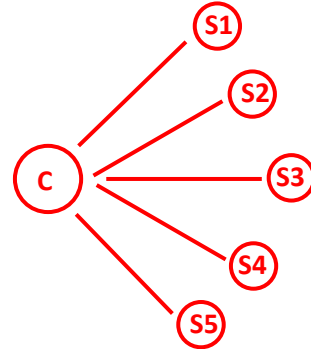
4.



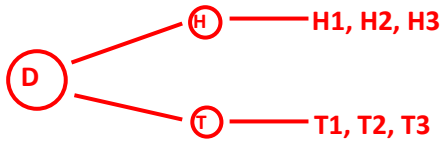
5.



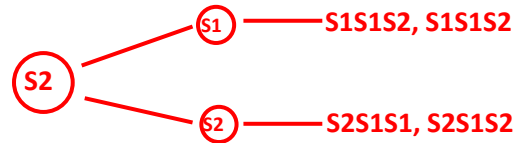
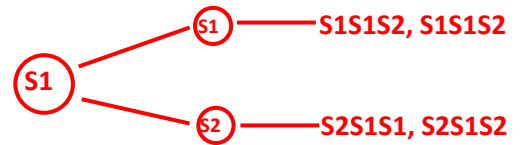
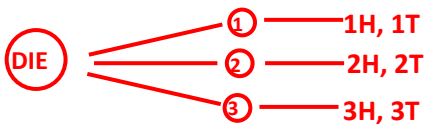
6.



7.



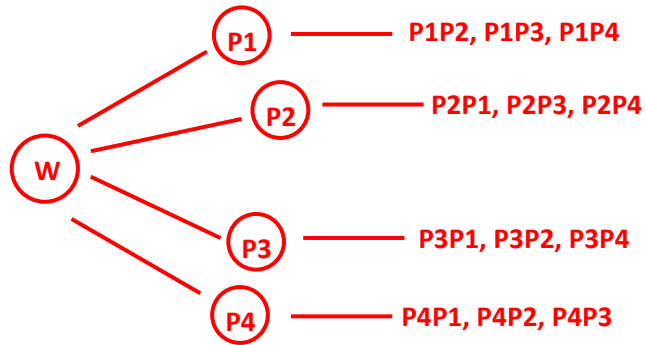
8.



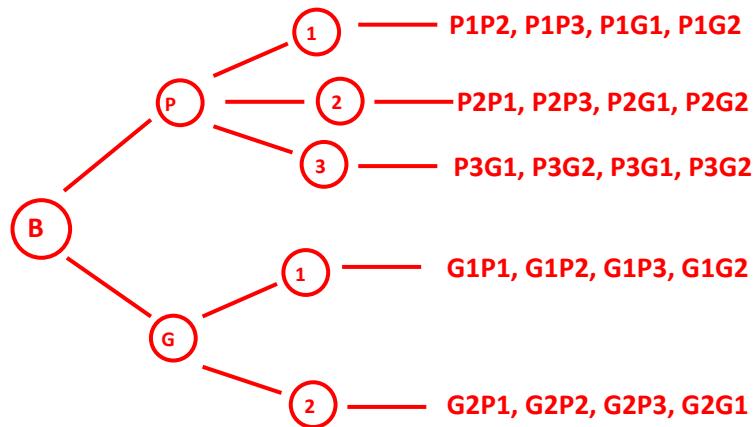
Name: \_\_\_\_\_

Date \_\_\_\_\_

9.



10.





Name: \_\_\_\_\_

Date \_\_\_\_\_

Topic : Tree Diagrams- Worksheet 5

1. A dice numbered 1 to 5 is rolled and 1 coin tossed. Draw a tree diagram to represent the possible outcomes.
2. Draw a tree diagram to represent total outcomes for flipping 2 dollars.
3. Two colors of bus that are In white and Green color is driven simultaneously. Draw a tree diagram to represent the possible outcomes.
4. A Bag contains Yellow balls numbered 1 to 3, Black balls numbered 1 to 4, and pink balls numbered 1. Draw a tree diagram to represent total outcomes for selecting two balls.
5. Draw a tree diagram to represent total outcomes for flipping a penny.
6. 1 two-sided numbered cube is rolled.  
Draw a tree diagram to represent total outcomes?
7. 2 quartile and one four sides dice numbered from 1 to 4 are tossed. Draw a tree diagram to illustrate total outcomes.
8. If a Shopkeeper has 1 kind of bow in 3 different color red, green and blue. Draw a tree diagram to select.
9. A boy has 2 places to visit.  
Draw a tree diagram to represent the possible outcomes.
10. A jar contains blue pencils numbered 1 to 3 and red pencils numbered 1 to 2. Draw a tree diagram to represent total outcomes for selecting two pencils.

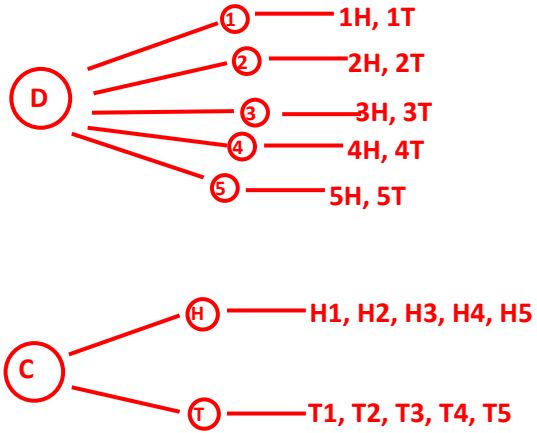


Name: \_\_\_\_\_

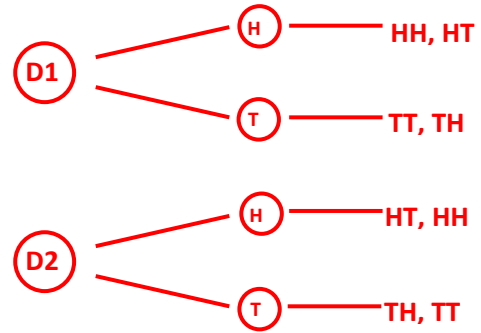
Date \_\_\_\_\_

Topic : Tree Diagrams- Worksheet 5 **ANSWERS**

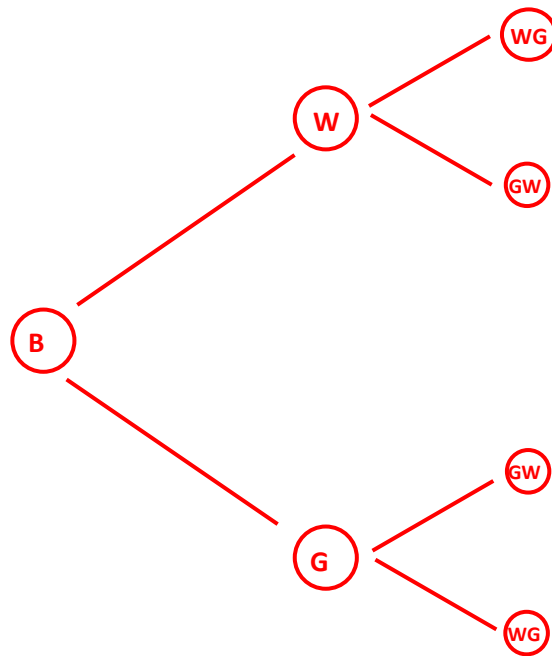
1.



2.



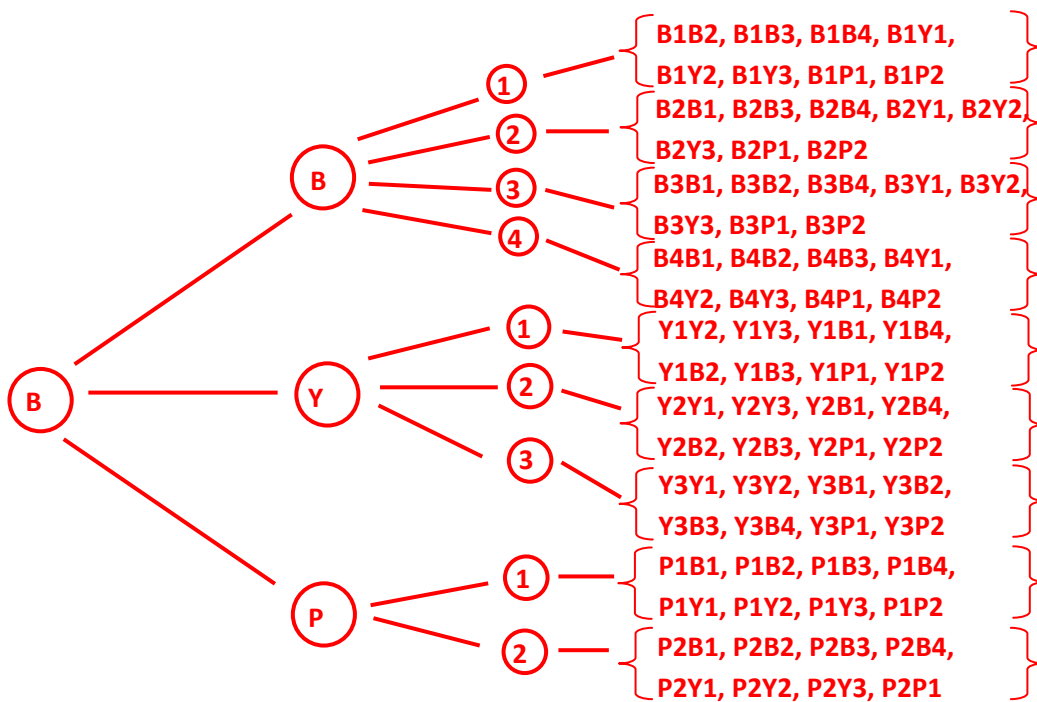
3.



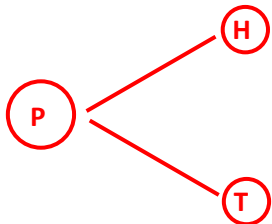
Name: \_\_\_\_\_

Date \_\_\_\_\_

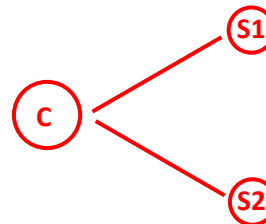
4.



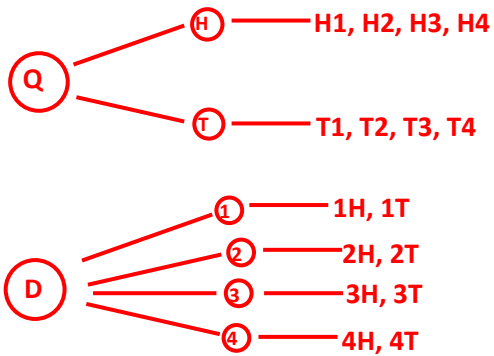
5.



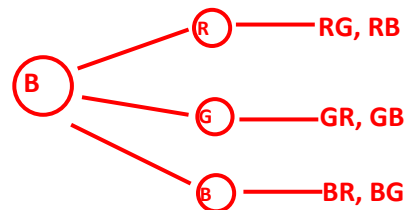
6.



7.



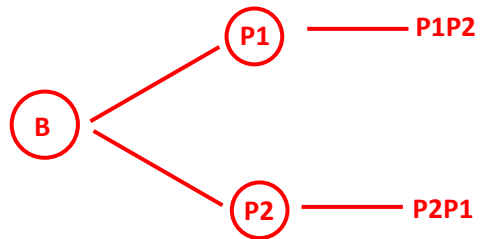
8.



Name: \_\_\_\_\_

Date \_\_\_\_\_

9.



10.

